













**Rimless & Tonardo Toilet**

Code	Picture	Description	RRP (In-GST)	RRP (Ex-GST)
KDK028		<b>Zeus Rimless Tornado Toilet Suite</b> Back/Left and Right Bottom Inlet Cistern (KDK028C) Rimless Tornado Flush Pan (KDK028P) Ambulant Pan AS1428.1-2009 complied 4.5/3 Liters Dual Flush Size: 660*385*870mm Trap-100: 100-200mm (Supplied) UF Slim Seat SC1064(Supplied) Optional Trap-60: 60-140mm JT43: 150-245mm P-Trap (K212): 180mm UF Standard Seat SC803	\$770	\$700.00
KDK028 + SMBD01		<b>Zeus Rimless Tornado Toilet Suite with Smart Seat</b> Back/Left and Right Bottom Inlet Cistern (KDK028C) Rimless Tornado Flush Pan (KDK028P) Easy Height 4.5/3 Liters Dual Flush Size: 660*385*870mm Trap-100: 100-200mm (Supplied) UF Slim Seat SC1064(Supplied) + SMBD01 Optional Trap-60: 60-140mm JT43: 150-245mm P-Trap (K212): 180mm	\$1,870	\$1,700.00
KDK033		<b>Alpha Rimless Tornado Toilet Suite</b> Back/Left and Right Bottom Inlet Cistern (KDK033C/KDK022RC) Rimless Flush Pan (KDK033P) Easy Height 4.5/3 Liters Dual Flush Size: 655*385*870mm Trap-100: 100-200mm (Supplied) UF Slim Seat SC1064-5.5(Supplied) Optional Trap-60: 60-140mm / JT43: 150-235mm P-Trap (K212): 180mm UF Standard Seat SC804	\$704	\$640.00
KDK033+SMBD01		<b>Alpha Rimless Tornado Toilet Suite with Smart Seat</b> Back/Left and Right Bottom Inlet Cistern (KDK033C/KDK022RC) Easy Height Rimless Flush Pan (KDK033P) 4.5/3 Liters Dual Flush Size: 655*385*870mm Trap-100: 100-200mm (Supplied) UF Slim Seat SC1064-5.5(Supplied) Optional Trap-60: 60-140mm JT43: 150-235mm P-Trap (K212): 180mm UF Standard Seat SC804 / UF Slim Seat SC805	\$1,804	\$1,640.00


**Rimless & Tonardo Toilet**

Code	Picture	Description	RRP (In-GST)	RRP (Ex-GST)
KDK022R		<b>Avis Rimless Toilet Suite</b> Back/Left and Right Bottom Inlet Cistern (KDK022RC/KDK033C) Easy Height Rimless Flush Pan (KDK022RP) 4.5/3 Liters Dual Flush Size: 655*385*870mm Trap-100: 100-165mm (Supplied) UF Slim Seat SC1064-5.5(Supplied) Optional Trap-60: 60-110mm JT43: 150-205mm P-Trap (K212): 180mm UF Standard Seat SC804 / UF Slim Seat SC805	\$660	\$600.00
Avis Compact Rimless Toilet Suite KDK600		Back/Left and Right Bottom Inlet Cistern (KDK600C) Rimless Flush Pan (KDK600P) Compact Easy Height 4.5/3 Liters Dual Flush Size: 605*380*870mm Trap-100: 100-145mm (Supplied) UF Slim Seat SC1064-5.5(Supplied) Optional Trap-60: 60-95mm JT43: 150-185mm P-Trap (K212): 180mm UF Standard Seat SC804/UF Slim Seat SC805 Geberit Cistern: KDK600C-G	\$660	\$600.00
KDK002R		<b>Stella Rimless Toilet Suite</b> Back/Left and Right Bottom Inlet Cistern (KDK002RC/KDK002C) Rimless Clean Pan (KDK002RP) 4.5/3 Liters Dual Flush Size: 710*390*830mm Trap-60: 60-160mm (Supplied) UF Slim Seat SC1064 (Supplied) Optional Trap-100: 100-215mm JT43 : 150-255mm P-Trap (K212): 180mm UF Standard Seat SC803	\$520	\$472.73
KDK002R + SMBD01		<b>Stella Rimless Toilet Suite with Smart Seat</b> Back/Left and Right Bottom Inlet Cistern (KDK002RC/KDK002C) Rimless Clean Pan (KDK002RP) 4.5/3 Liters Dual Flush Size: 710*390*830mm Trap-60: 60-160mm (Supplied) UF Slim Seat SC1064 (Supplied) Optional Trap-100: 100-215mm JT43 : 150-255mm P-Trap (K212): 180mm Smart Seat: SMBD01	\$1,620	\$1,472.73

**Rimless & Tonardo Toilet**

Code	Picture	Description	RRP (In-GST)	RRP (Ex-GST)
KDK025R		<b>Veda Rimless Toilet Suit</b> Back/Left and Right Bottom Inlet Cistern (KDK025RC/KDK025C/KDK023C) Rimless Flush Pan (KDK025RP) 4.5/3 Liters Dual Flush Size: 630*380*835mm Trap-100: 100-145mm (Supplied) UF Slim Seat SC805 (Supplied) Optional Trap-60: 60-95mm JT43: 150-185mm P-Trap: 180mm UF standard seat SC804	\$550	\$500.00
KDK027R		<b>Elvera Ambulant Rimless Toilet Suite</b> Back/Left and Right Bottom Inlet Cistern (KDK027RC) 4.5/3 Liters Dual Flush Easy Height Raised Pan (KDK027RP) Size: 660*390*875mm Trap-100: 100-140mm (Supplied) UF Standard Seat SC803 (Supplied) Optional Trap-60: 60-105mm JT43: 150-215mm P-Trap(K212): 180mm UF Slim Seat SC1064	\$660	\$600.00
KDK022		<b>Livis Rimless Toilet Suite</b> Back/Left and Right Bottom Inlet Cistern (KDK022C) Rimless Flush Pan (KDK022P) Easy Height 4.5/3 Liters Dual Flush Size: 650*385*865mm Trap-100: 100-170mm (Supplied) UF Slim Seat SC1064 (Supplied) Optional Trap-60: 60-120mm JT43: 150-210m P-Trap (K212): 180mm UF Standard Seat SC804	\$520	\$472.73
KDK025		<b>Veda BTW Tornado Toilet Suite</b> Back/Left and Right Bottom Inlet Cistern (KDK025C) Tornado Flush Pan (KDK025P) 4.5/3 Liters Dual Flush Size: 630*380*835mm Trap-100: 100-145mm (Supplied) UF Slim Seat SC805 (Supplied) Optional Trap-60: 60-95mm JT43: 150-185mm P-Trap: 180mm UF Standard Seat SC804	\$520	\$472.73

**Rimless & Tonardo Toilet**

Code	Picture	Description	RRP (In-GST)	RRP (Ex-GST)
KDK026		Vivid BTW Tornado Toilet Suite Back/Left and Right Bottom Inlet Cistern (KDK026C) Tornado Flush Pan (KDK026P) 4.5/3 Liters Dual Flush Size: 655*385*870mm Trap-100: 100-140mm (Supplied) UF Slim Seat SC1064(Supplied) Optional Trap-60: 60-100mm JT43: 150-220mm P-Trap: 180mm UF Standard Seat SC803	\$520	\$472.73





**Box Rim Toilet**

Code	Picture	Description	RRP (In-GST)	RRP (Ex-GST)
KDK018		<p><b>Bela Skew toilet Suite</b> Back/Left and Right Bottom Inlet Cistern (KDK018C/KDK014C) Box Rim Pan (KDK018P) 4.5/3 Liters Dual Flush Available in both right and left Traps Size: 665*375*830mm Skew Trap (Supplied) UF Standard Seat SC804 (Supplied) Optional Trap-60: 60-150mm Trap-100: 100-250mm JT-43: 150-280mm P-Trap (K212): 180mm UF Slim Seat SC805</p>	\$770	\$700.00
KDK023		<p><b>Rola Toilet Suite</b> Back/Left and Right Bottom Inlet Cistern (KDK023C/KDK025C) Box Rim Short Projection Pan (KDK023P) 4.5/3 Liters Dual Flush Size: 635*380*830mm Trap-100:100-160mm (Supplied) UF Standard Seat SC804 (Supplied) Optional Trap-60: 60-115mm JT43: 150-195mm P-Trap (K212): 180mm UF Slim Seat SC805</p>	\$440	\$400.00
KDK002		<p><b>Avery BTW Toilet Suite</b> Back/Left and Right Bottom Inlet Cistern (KDK002C) Box Rim Pan (KDK002P) 4.5/3 Liters Dual Flush Size: 710*390*830mm Trap-60: 60-160mm (Supplied) UF Standard Seat SC803 (Supplied) Optional Trap-100: 100-215mm JT43 : 150-255mm P-Trap (K212): 180mm UF Slim Seat SC1064</p>	\$440	\$400.00
KDK003		<p><b>Qubist BTW Toilet Suite</b> Back/Left and Right Bottom Inlet Cistern (KDK003C) Box Rim Pan (KDK003P) 4.5/3 Liters Dual Flush Size: 665*380*840mm Trap-60: 60-150mm (Supplied) UF Standard Seat SC802 (Supplied) Optional Trap-100: 100-205mm JT43: 150-240mm P-Trap (K212): 180mm</p>	\$440	\$400.00



## Box Rim Toilet

Code	Picture	Description	RRP (In-GST)	RRP (Ex-GST)
KDK008		<b>Kasey BTW Toilet Suite</b> Back/Left and Right Bottom Inlet Cistern (KDK008C) Box Rim Pan (KDK008P) Black and White Colors 4.5/3 Liters Dual Flush Size: 695*390*830mm Trap-60: 60-160mm (Supplied) UF Standard Seat SC803 (Supplied) Optional Trap-100: 100-215mm JT43: 150-250mm P-Trap (K212): 180mm	\$440	\$400.00
KDK005		<b>Pola BTW Toilet Suite</b> Back/Left and Right Bottom Inlet Cistern (KDK005C) Box Rim Pan (KDK005P) 4.5/3 Liters Dual Flush Size: 675*395*840mm Trap-60: 60-165mm (Supplied) UF Standard Seat SC803 (Supplied) Optional Trap-100: 100-215mm JT43: 150-250mm P-Trap (K212): 180mm	\$415	\$377.27
KDK014		<b>Mercury BTW Toilet Suite</b> Back/Left and Right Bottom Inlet Cistern (KDK014C/KDK018C) Box Rim Pan (KDK014P) 4.5/3 Liters Dual Flush Size: 665*375*810mm Trap-60: 60-165mm (Supplied) UF Standard Seat SC804 (Supplied) Optional Trap-100: 100-225mm /JT43: 150-260mm P-Trap (K212): 180mm	\$415	\$377.27
KDK013		<b>Rio BTW Toilet Suite</b> Back/Left and Right Bottom Inlet Cistern (KDK013C) Box Rim Pan (KDK013P) 4.5/3 Liters Dual Flush Size: 635*375*810mm Trap-60: 60-155mm (Supplied) Standard PP Seat SC020 (Supplied) Optional Trap-100: 100-195mm/ JT43 : 150-235mm P-Trap (K212): 180mm	\$330	\$300.00
KDK016		<b>Theo BTW Toilet Suite</b> Back/Left and Right Bottom Inlet Cistern (KDK016C) Box Rim Pan (KDK016P) 4.5/3 Liters Dual Flush Size: 660*375*845mm Trap-60: 60-155mm (Supplied) Standard PP Seat SC010 (Supplied) Optional Trap-100: 100-205mm /JT43: 150-240mm P-Trap (K212): 180mm	\$350	\$318.18

## Closed Couple Toilet & Bidet







Code	Picture	Description	RRP (In-GST)	RRP (Ex-GST)
KDK006		<b>Cubo Closed Couple Toilet Suite</b> Bottom Inlet Cistern (KDK006C) Box Rim Pan (KDK006P) 4.5/3 Liters Dual Flush Size: 655*385*805mm Bottom Inlet Valve S-Trap: 140mm Soft Closing Seat SC011 (Supplied) Optional Back Inlet Valve <b>Distinuing while stocks last</b>	\$299	\$271.82
KDK009S		<b>Zion Closed Couple Toilet Suite</b> Bottom Inlet Cistern (KDK009SC) Box Rim Pan (KDK009SP) 4.5/3 Liters Dual Flush Size: 630*350*805mm Bottom Inlet Valve S-Trap: 140mm Soft Closing Seat SC392 (Supplied) Optional Back Inlet Valve	\$275	\$250.00
KDK032		<b>Link Toilet Suite</b> Bottom Inlet Cistern (KDK032C) Box Rim Pan (KDK032P) 4.5/3 Liters Dual Flush Size: 650*380*920mm Bottom Inlet Valve S-Trap: 150-250mm Link Seat Cover SC403 (Supplied) Link Pipe: K07 Optional Back Inlet Valve <b>First Avaiable end July 2024</b>	\$320	\$290.91
SCBD		None electrical bidet seat cover Size:365*500mm Suitable for KDK002/KDK002R/KDK008/KDK033/KDK028 All KDK wall faced floor and wall hung pan	\$220	\$200.00
SMBD01		Smart Bidet Seat Size: 388*509*134mm Suitable for KDK002/KDK002R/KDK008/KDK033/KDK028 All KDK wall faced floor and wall hung pan	\$1,100	\$1,000.00
KDK205		<b>Veda BTW Bidet</b> Size: 590*360*410mm Waste 32mm with overflow (PA32OF)	\$385	\$350.00

**Closed Couple Toilet & Bidet**





Code	Picture	Description	RRP (In-GST)	RRP (Ex-GST)
KDK202		<b>Avery BTW Bidet</b> Size: 590*365*410mm Waste 32mm with overflow (PA32OF)	\$385	\$350.00
KDK203		<b>Qubist BTW Bidet</b> Size: 595*355*410mm Waste 32mm with overflow (PA32OF)	\$385	\$350.00



**Wall Hung or Floor Pan**

Code	Picture	Description	RRP (In-GST)	RRP (Ex-GST)
KDK302R		<b>Avis Rimless Wall Hung Pan</b> 4.5/3 Liters Dual Flush Size: 520*360*325mm UF Slim Seat SC1064 (Supplied) Optional UF Standard seat SC803	\$495	\$450.00
KDK305R		<b>Veda Rimless Wall Hung Pan</b> 4.5/3 Liters Dual Flush Size: 550*360*330mm UF Slim Seat SC1064-5.5 (Supplied) Optional UF Standard Seat SC804	\$495	\$450.00
KDK102R		<b>Avis Rimless Wall Faced Floor Pan</b> 4.5/3 Liters Dual Flush Size: 575*360*415mm Trap-100: 100-135mm (Supplied) UF Slim Seat SC1064 (Supplied) Optional Trap-60: 60-95mm JT43: 150-170mm P-Trap (K212): 180mm UF Standard Seat SC803	\$495	\$450.00
KDK107R		<b>Elvera Rimless Extra Height Wall Faced Pan</b> 4.5/3 Liters Dual Flush Size: 585*360*455mm Trap-100: 100-130mm (Supplied) UF Standard Seat SC803 (Supplied) Optional Trap-60: 60-80mm/JT43: 150-165mm P-Trap (K212): 180mm	\$506	\$460.00
KDK108		<b>Zeus Tornado Rimless Wall Faced Floor Pan</b> Easy Height 4.5/3 Liters Dual Flush Size: 590*365*440mm Trap-100: 100-150mm (Supplied) UF Slim Seat SC1064 (Supplied) Optional Trap-60: 60-90mm/JT43: 150-185mm P-Trap (K212): 180mm	\$539	\$490.00
KDK105T		<b>Veda Tornado Wall Faced Floor Pan</b> 4.5/3 Liters Dual Flush Size: 595*360*410mm Trap-100: 70-115mm (Supplied) UF Slim Seat SC805 (Supplied) Optional Trap-60: 60-90mm /JT43: 155mm P-Trap (K212): 180mm UF Standard Seat SC804	\$473	\$430.00

**Wall Hung or Floor Pan**

Code	Picture	Description	RRP (In-GST)	RRP (Ex-GST)
KDK102		Avery Box Rim Wall Faced Floor Pan Black and White Colors 4.5/3 Liters Dual Flush Size: 595*360*410mm Trap-60: 60-95mm (Supplied) UF Standard Seat SC803 (Supplied) Optional Trap-100: 100-145mm/JT43: 150-185mm P-Trap: 180mm UF Slim Seat SC1064	\$385	\$350.00
KDK103		Qubist Box Rim Wall Faced Pan 4.5/3 Liters Dual Flush Size: 595*345*410mm Trap-60: 60-95mm (Supplied) UF Standard seat SC802 (Supplied) Optional Trap-100: 100-155mm/JT43: 150-190mm P-Trap: 180mm	\$385	\$350.00
KDK302		Avery Box Rim Wall Hung Pan 4.5/3 Liters Dual Flush Size: 555*360*320mm UF Standard Seat SC804 (Supplied) Optional UF Slim Seat: SC1064-5.5	\$385	\$350.00
KDK303		Qubist Box Rim BTW Wall Hung Pan 4.5/3 Liters Dual Flush Size: 550*345*320mm UF Standard seat SC802 (Supplied)	\$385	\$350.00

**Gloss Black Toilet**

Code	Picture	Description	RRP (In-GST)	RRP (Ex-GST)
KDK003-B	 Gloss Black	<b>Qubist Black BTW Toilet Suite</b> Back/Left and Right Bottom Inlet Cistern (KDK003C-B) Box Rim Pan (KDK003P-B) with seat cover SC802B 4.5/3 Liters Dual Flush Size: 665*380*840mm Trap-60: 60-150mm (Supplied) Optional Trap-100:100-205mm /JT43: 150-240mm P-Trap (K212): 180mm	\$770	\$700.00
KDK025-B	 Gloss Black	<b>Veda Black BTW Toilet Suite</b> Back/Left and Right Bottom Inlet Cistern (KDK025C-B) Tornado Flush Pan (KDK025P-B) with seat cover SC804-B 4.5/3 Liters Dual Flush Size: 630*380*835mm Trap-100: 100-145mm (Supplied) Optional Trap-60: 60-95mm/JT43: 150-185mm P-Trap(K212): 180mm	\$825	\$750.00
KDK002-B	 Gloss Black	<b>Avery Black BTW Toilet Suite</b> Back/Left and Right Bottom Inlet Cistern (KDK002C-B) Box Rim Pan (KDK002P-B) with seat cover SC803B 4.5/3 Liters Dual Flush Size: 715*390*830mm Trap-60: 60-160mm (Supplied) Optional Trap-100: 100-215mm/JT43 : 150-255mm P-Trap (K212): 180mm	\$770	\$700.00
KDK105T-B	 Gloss Black	<b>Veda Wall Faced Floor Pan</b> 4.5/3 Liters Dual Flush Tornado Flush Pan with seat cover SC804B Size: 595*360*410mm Trap-100: 70-115mm (Supplied) Optional Trap-60: 60-90mm /JT43: 155mm P-Trap (K212): 180mm	\$660	\$600.00
KDK103-B	 Gloss Black	<b>Qubist Floor Pan</b> Seat Cover SC802-B 4.5/3 Liters Dual Flush Box rim Floor Pan Size: 595*345*410mm Trap-60: 60-95mm (Supplied) Optional Trap-100: 100-155mm/JT43: 150-190mm P-Trap (K212): 180mm	\$583	\$530.00




**Gloss Black Toilet**

Code	Picture	Description	RRP (In-GST)	RRP (Ex-GST)
KDK102-B	 Gloss Black	<b>Avery Wall Faced Floor Pan</b> Seat Cover SC803-B 4.5/3 Liters Dual Flush Box rim Floor Pan Size: 595*360*410mm Trap-60: 60-95mm (Supplied) Optional Trap-100: 100-145mm/JT43: 150-185mm P-Trap (K212): 180mm	\$583	\$530.00
KDK302-B	 Gloss Black	<b>Avery Wall Hung Pan</b> Seat Cover SC804-B 4.5/3 Liters Dual Flush Box rim Wall Hung Pan Size: 555*360*320mm	\$583	\$530.00
KDK303-B	 Gloss Black	<b>Qubist BTW Wall Hung Pan</b> Seat Cover SC802-B 4.5/3 Liters Dual Flush Box rim Wall Hung Pan Size: 550*345*320mm	\$583	\$530.00





**Matte Finish Toilet**

Code	Picture	Description	RRP (In-GST)	RRP (Ex-GST)
KDK025-MB		<b>Veda Tornado Toilet Suite</b> Back/Left and Right Bottom Inlet Cistern (KDK025C-MB) Tornado Flush Pan (KDK025P-MB) 4.5/3 Liters Dual Flush Size: 630*380*835mm Trap-100: 100-145mm (Supplied) UF Standard Seat SC804-MB (Supplied) Optional Trap-60: 60-95mm JT43: 150-185mm P-Trap: 180mm UF Slim Seat SC805	\$950	\$863.64
KDK022R-MB	 Matte Black	<b>Avis Rimless Toilet Suite</b> Back/Left and Right Bottom Inlet Cistern (KDK022RC-MB) Rimless Flush Pan (KDK022RP-MB) Seat cover SC1064-5.5MB / SC804MB Easy Height 4.5/3 Liters Dual Flush Size: 655*380*870mm Trap-100: 100-165mm (Supplied) Optional Trap-60: 60-110mm JT43: 150-205mm P-Trap (K212): 180mm	\$999	\$908.18
KDK102R-MB	 Matte Black	<b>Avis Rimless Wall Faced Floor Pan</b> Seat Cover: SC1064MB / SC803MB 4.5/3 Liters Dual Flush Size: 575*360*415mm Trap-100: 100-135mm (Supplied) Optional Trap-60: 60-95mm/JT43: 150-170mm P-Trap (K212): 180mm	\$770	\$700.00
KDK302R-MB	 Matte Black	<b>Avis Rimless Wall Hung Pan</b> Seat Cover: SC1064MB / SC803MB 4.5/3 Liters Dual Flush Size: 520*360*325mm	\$770	\$700.00





**Matte Finish Toilet**

Code	Picture	Description	RRP (In-GST)	RRP (Ex-GST)
KDK022R-MW	 Matte White	<b>Avis Rimless Toilet Suite</b> Back/Left and Right Bottom Inlet Cistern (KDK022RC-MW) Rimless Flush Pan (KDK022RP-MW) UF Slim seat cover SC1064-5.5MW(Supplied) Easy Height 4.5/3 Liters Dual Flush Size: 655*380*870mm Trap-100: 100-165mm (Supplied) Optional Trap-60: 60-110mm JT43: 150-205mm P-Trap (K212): 180mm UF Standard Seat SC804MW	\$990	\$900.00
KDK102R-MW	 Matte White	<b>Avis Rimless Wall Faced Floor Pan</b> Seat Cover SC803MW (Supplied) 4.5/3 Liters Dual Flush Size: 575*360*415mm Trap-100: 100-135mm (Supplied) Optional Trap-60: 60-95mm JT43: 150-170mm P-Trap (K212): 180mm UF Slim seat SC1064MW	\$770	\$700.00
KDK302R-MW	 Matte White	<b>Avis Rimless Wall Hung Pan</b> Seat Cover SC803MW (Supplied) 4.5/3 Liters Dual Flush Size: 520*360*325mm Optional UF Slim Seat SC1064MW	\$770	\$700.00

**Special Care Toilet**








Code	Picture	Description	RRP GST Free
KDK021		Elvera Box Rim Ambulant Toilet Suite Back/Left and Right Bottom Inlet Cistern (KDK021C) Box Rim Easy Height Raised Pan (KDK021P) 4.5/3 Liters Dual Flush Size: 660*400*905mm Trap-100: 100-185mm (Supplied) UF Standard Seat SC803 (Supplied) Optional Trap-60: 60-135mm/JT43: 150-225mm P-Trap(K212): 180mm Change to Single Flap Care Seat SC130 AS1428.1-2009 (Clause 16) complied	\$500
KDK027R		Elvera Rimless Ambulant Toilet Suite Back/Left and Right Bottom Inlet Cistern (KDK027RC) Easy Height Raised Pan (KDK027RP)  4.5/3 Liters Dual Flush Size: 660*385*875mm Trap-100: 100-140mm (Supplied) UF Standard Seat SC803 (Supplied) Optional Trap-60: 60-105mm JT43: 150-215mm P-Trap(K212): 180mm UF Slim Seat SC074 Single Flap Care Seat SC130 <b>AS1428.1-2009 (Clause 16) complied</b>	\$600
KDK024		<b>Calla Disable Toilet Suite</b> <b>Bottom inlet cistern (KDK024C)</b> <b>Box Rim Pan (KDK024P)</b>  4.5/3 Liters Dual Flush Size: 805*350*1120mm S-trap:290mm Single Flap Care Seat SC807 (Supplied)  Optional Blue/Grey Seat Cover Blue/Grey Press Button <b>Compliance with AS1248.1-2009</b>	\$632
KDK800		<b>Asta disable Rimless Toilet Suite</b> Back/Left and Right Bottom Inlet Cistern (KDK800C) Rimless Flush Pan (KDK800P)  4.5/3 Liters Dual Flush Size: 805*375*890mm Trap-100: 180-325mm (Supplied) Single Flap Care Seat SC130 (Supplied) Optional Trap-60: 155-270mm JT43: 230-365mm P-Trap(K212): 180mm <b>Compliance with AS1428.1-2009</b>	\$1,300

**Special Care Toilet**






Code	Picture	Description	RRP GST Free
KDK106		<b>Asta Care Tornado Wall Faced Pan</b> Raised Height 4.5/3 Liters Dual Flush Size: 800*360*430mm Trap-100: 160-290mm (Supplied) Single Flap Care Seat SC130 (Supplied) Optional Trap-60: 130-240mm JT43: 210-325mm P-Trap: 180mm <b>Compliance with AS1428.1-2009</b>	\$800
KDK106 + Sigma 8		KDK106 + Sigma 8 Optional Button: Type 10, Sigma50, 20, 21 at Extra Cost Single Flap Care Seat SC130 AS1428.1-2009	\$1,260.00
KDK102HR		4.5/3 Liters Dual Flush Size: 620*360*440mm Trap-100: 115-160mm (Supplied) UF Slim Seat SC803 (Supplied) Optional Trap-60: 60-90mm/JT43: 145-190mm P-Trap(K212): 180mm UF Standard Seat SC1064 Single Flap Care Seat SC130 <b>AS 1428.1-2009 (Clause 16) complied</b>	\$500
KDK107T		<b>Elvera Tornado Wall Faced Pan</b> Extra Height Raised Pan 4.5/3 Liters Dual Flush Size: 630*365*445mm Trap-100: 100-140mm (Supplied) UF Slim Seat SC1064 (Supplied) Optional Trap-60: 60-90mm JT43: 150-195mm P-Trap(K212): 180mm UF Standard Seat SC803 Single Flap Care Seat SC130 <b>AS 1428.1-2009 (Clause 16) complied</b>	\$470



## Special Care Toilet

Code	Picture	Description	RRP GST Free
Sigma8+102HR		<b>Avis Ambulant inwall toilet suite</b> Sigma8+ KDK102HR with UF Standard Seat (SC1064) Optional Single Flap Care Seat SC130 complied to AS 1428.1-2009 Amubulant Use	\$940
Sigma 8+ KDK107T		<b>Elvera Ambulant inwall toilet suite</b> Sigma8+ KDK107T with UF Standard Seat (SC1064) Optional Single Flap Care Seat SC130 complied to AS 1428.1-2009 Ambulant Use	\$910
KDK600J		<b>Avis Junior Wall Faced Toilet Suite</b> Back/Left and Right Bottom Inlet Cistern (KDK600JC) Junior Wall Faced Toilet Suite Pan (KDK600JP)  4.5/3 Liters Dual Flush Size: 600*340*770mm Trap-60: 60-95mm (Supplied) Standard Seat SC811 (Supplied) Optional Trap-100: 100-150mm/JT43: 150-185mm P-Trap(K212): 180mm <b>Complies with AS1428.3</b>	\$900
CARE-BR		AS1428 Compliant Stainless Backrest Size: 560*350mm Color: Satin	\$298
SC130-G (Grey) SC130-B (Blue) SC130-W(White)		Seat Cover for KDK800, KDK106 suits KDK021,KDK027 AND KDK027R	\$232
SC807-G(Grey) SC807-B(Blue) SC807-W(White)		Seat Cover for KDK024, KDK029	\$232
CARE-PBB CARE-PBG Care-PBW		Press Button for Special Care Toilets Blue/Grey/white	\$32







**R&T Inwall**

Code	Picture	Description	RRP (In-GST)	RRP (Ex-GST)
G30032/G3005+ KDK102		Avery R&T inwall floor toilet suite Pan: Gloss White Box Rim Floor Pan KDK102 with stand seat SC803 IN WALL Cistern: G30032/G3005	\$638.00	\$580.00
G30032/G3005+ KDK102-B		Avery R&T inwall floor toilet suite Pan: Gloss Black Box Rim Floor Pan KDK102-B with BLACK seat SC803-B IN WALL Cistern: G30032/G3005	\$836.00	\$760.00
G30032/G3005+ KDK103-B		Qubist R&T inwall floor toilet suite Pan: Gloss Black Box Rim Floor Pan KDK103-B with BLACK seat SC802-B IN WALL Cistern: G30032/G3005	\$836.00	\$760.00
G30032/G3005 KDK103		Qubist R&T inwall floor toilet suite Pan: Gloss White Box Rim Floor Pan KDK103 with standard SC802 IN WALL Cistern: G30032/G3005	\$638.00	\$580.00
G30032/G3005+ KDK102R		Avis R&T inwall floor toilet suite Pan: Gloss White Rimless Floor Pan KDK102R with slim seat (SC1064) IN WALL Cistern: G30032/G3005	\$737.00	\$670.00
G30032/G3005+ KDK102RMW		Avis R&T inwall floor toilet suite Pan: Matte White Rimless Floor Pan KDK102R-MW with slim seat (SC1064-MW) IN WALL Cistern: G30032/G3005	\$1,012.00	\$920.00









## R&T Inwall

Code	Picture	Description	RRP (In-GST)	RRP (Ex-GST)
G30032/G3005+ KDK102RMB		Avis R&T inwall floor toilet suite Pan: Matte BLACK Rimless Floor Pan KDK102R-MB with slim seat (SC1064- MB) IN WALL Cistern: G30032/G3005	\$1,012.00	\$920.00
G30032/G3005+ KDK105T		Veda R&T inwall floor toilet suite Pan: Gloss White Tornado Floor Pan with slim seat (SC805) IN WALL Cistern: G30032/G3005	\$715.00	\$650.00
G30032/G3005+ KDK105T-B		Veda R&T inwall floor toilet suite Pan: Gloss BLACK Tornado Floor Pan with black seat (SC804-B) IN WALL Cistern: G30032/G3005	\$902.00	\$820.00
G30031/G3005-F+ KDK302		Avery R&T inwall wall hung toilet suite Pan: Gloss White Box Rim Wall Hung Pan KDK302 with Standard Seat SC803 IN WALL Cistern: G30031/G3005-F	\$836.00	\$760.00
G30031/G3005-F+ KDK302-B		Avery R&T inwall wall hung toilet suite Pan: Gloss Black Box Rim Wall Hung Pan KDK302-B with Black Seat SC803B IN WALL Cistern: G30031/G3005-F	\$1,034.00	\$940.00
G30031/G3005-F+ KDK303		Qubist R&T inwall wall hung toilet suite Pan: Gloss White Box Rim Wall Hung pan KDK303 with seat SC802 IN WALL Cistern: G30031/G3005-F	\$836.00	\$760.00










**R&T Inwall**

Code	Picture	Description	RRP (In-GST)	RRP (Ex-GST)
G30031/G3005-F+ KDK303-B		Qubist R&T inwall wall hung toilet suite Pan: Gloss Black Box Rim Wall Hung Pan KDK303-B with Black Seat SC802B IN WALL Cistern: G30031/G3005-F	\$1,034.00	\$940.00
G30031/G3005-F+ KDK302R		Avis R&T inwall wall hung toilet suite Pan: Gloss White Rimless Wall Hung pan KDK302R with slim seat SC1064-5.5 IN WALL Cistern: G30031/G3005-F	\$946.00	\$860.00
G30031/G3005-F+ KDK302R-MW		Avis R&T inwall wall hung toilet suite Matte White Rimless Wall Hung pan KDK302R-MW with slim seat SC1064MW-5.5 IN WALL Cistern: G30031/G3005-F	\$1,221.00	\$1,110.00
G30031/G3005-F+ KDK302R-MB		Avis R&T inwall wall hung toilet suite Matte Black Rimless Wall Hung pan KDK302R-MB with slim seat SC1064MB- 5.5 IN WALL Cistern: G30031/G3005-F	\$1,221.00	\$1,110.00
G30031/G3005-F+ KDK305R		Veda R&T inwall wall hung toilet suite Pan: Gloss White Rimless Wall Hung Pan KDK305R with slim seat SC805 IN WALL Cistern: G30031/G3005-F	\$946.00	\$860.00
G30032		Frameless In-wall Cistern for wall faced floor pan	\$352.00	\$320.00











**R&T Inwall**

Code	Picture	Description	RRP (In-GST)	RRP (Ex-GST)
G30031		Frame In-wall Cistern for wall hung pan	\$550.00	\$500.00
G3005AB		Frameless low height In-wall Cistern for wall faced pan	\$352.00	\$320.00
G3005-F		Frame low height In-wall Cistern for wall hung pan	\$550.00	\$500.00
G3100003		Square glass push plate White For G30032 or G30031	\$198.00	\$180.00
G3004112		Square push plate Chrome For G30032 or G30030	\$99.00	\$90.00
G3004112B		Square push plate Matte Black For G30032 or G30031	\$121.00	\$110.00
G3004112W		Square push plate White For G30032 or G30031	\$121.00	\$110.00
G3004108B		Square push plate Matte Black For G30032 or G30031	\$121.00	\$110.00

**R&T Inwall**

Code	Picture	Description	RRP (In-GST)	RRP (Ex-GST)
G3004109		Square push plate Chrome For G30032 or G30031	\$99.00	\$90.00
G3004109B		Square push plate Matte Black For G30032 or G30031	\$121.00	\$110.00
G3004109W		Square push plate White For G30032 or G30031	\$121.00	\$110.00
G3004109GM		Square push plate Gun Metal For G30032 or G30031	\$230.00	\$209.09
G3004109BN		Square push plate Brushed Nickel For G30032 or G30031	\$230.00	\$209.09
G3004109BG		Square push plate Brushed Gold For G30032 or G30031	\$230.00	\$209.09
G3004111		Round push plate Chrome For G30032 or G30031	\$99.00	\$90.00
G3004111B		Round push plate Black For G30032 or G30031	\$110.00	\$100.00
G3004111W		Round push plate White For G30032 or G30031	\$110.00	\$100.00

## R&T Inwall

Code	Picture	Description	RRP (In-GST)	RRP (Ex-GST)
G3004111GM		Round push plate Gun Metal For G30032 or G30031	\$230.00	\$209.09
G3004111BN		Round push plate Brushed Nickel For G30032 or G30031	\$230.00	\$209.09
G3004111BG		Round push plate Brushed Gold For G30032 or G30031	\$230.00	\$209.09
G3004111YG		Round push plate Brushed Yellow Gold For G30032 or G30032	\$230.00	\$209.09
G3005008		Square push plate Chrome For G3005 or G3005-F	\$99.00	\$90.00
G3005008W		square push plate White For G3005 or G3005-F	\$121.00	\$110.00
G3005008B		square push plate Black For G3005 or G3005-F	\$121.00	\$110.00
G3005007		Round push plate Chrome For G3005 or G3005-F	\$99.00	\$90.00
G3005007W		Round push plate White For G3005 or G3005-F	\$121.00	\$110.00
G3005007B		Round push plate Black For G3005 or G3005-F	\$121.00	\$110.00










**Geberit**








Code	Picture	Description	RRP (In-GST)	RRP (Ex-GST)
Sigma8/Kappa + KDK102		Avery Geberit inwall floor toilet suite Pan: Gloss White Box Rim Floor Pan KDK102 with standard seat (SC803) IN WALL Cistern: Sigma8/Kappa	\$869.00	\$790.00
Sigma8/Kappa + KDK102-B		Avery Geberit inwall floor toilet suite Pan: Gloss Black Box Rim Floor Pan KDK102 with black seat (SC803B) IN WALL Cistern: Sigma8/Kappa	\$1,067.00	\$970.00
Sigma8/Kappa + KDK103		Qbist Geberit inwall floor toilet suite Pan: Gloss White Box Rim Floor Pan KDK103 with standard seat (SC802) IN WALL Cistern: Sigma8/Kappa	\$869.00	\$790.00
Sigma8/Kappa + KDK103-B		Qbist Geberit inwall floor toilet suite Pan: Gloss Black Box Rim Floor Pan KDK103 with black seat (SC802-B) IN WALL Cistern: Sigma8/Kappa	\$1,067.00	\$970.00
Sigma8/Kapp + KDK102R		Avis Geberit inwall floor toilet suite Gloss White Rimless Floor Pan KDK102R with slim seat (SC1064) IN WALL Cistern: Sigma8/Kappa	\$979.00	\$890.00
Sigma8/Kappa+KDK107R		Elvera Geberit inwall floor toilet suite Gloss White Rimless Floor Pan KDK107R with slim seat (SC1064) IN WALL Cistern: Sigma8/Kappa	\$990.00	\$900.00
Sigma8/Kapp + KDK102RMW		Avis Geberit inwall floor toilet suite Matte White Rimless Floor Pan KDK102RMW with slim seat (SC1064-MW) IN WALL Cistern: Sigma8/Kappa	\$1,254.00	\$1,140.00



## Geberit

Code	Picture	Description	RRP (In-GST)	RRP (Ex-GST)
Sigma8/Kapp + KDK102RMB		Avis Geberit inwall floor toilet suite MATTE BLABK Rimless Floor Pan KDK102RMB with slim seat (SC1064-MB) IN WALL Cistern: Sigma8/Kappa	\$1,254.00	\$1,140.00
Sigma8/Kappa + KDK105T		Veda Geberit inwall floor toilet suite Gloss White Tornado Floor Pan KDK105T with slim seat (SC805) IN WALL Cistern: Sigma8/Kappa	\$935.00	\$850.00
Sigma8/Kappa + KDK105T-B		Veda Geberit inwall floor toilet suite Gloss BLACK Tornado Floor Pan KDK105T-B with BLACK seat (SC804-B) IN WALL Cistern: Sigma8/Kappa	\$1,159.00	\$1,053.64
Sigma+KDK106		Asta Geberit inwall disable toilet suite KDK106 + Sigma 8 Optional Button: Type 10, Sigma50, 20, 21 at Extra Cost AS1428.1-2009	\$1,386.00	\$1,260.00
Geberit8-F/Kappa-F+KDK302		Avery Geberit inwall wall hung toilet suite Pan: Gloss White Box Rim Wall Hung Pan with standard seat (SC803) IN WALL Cistern: Sigma8-F/Kappa-F	\$1,353.00	\$1,230.00
Geberit8-F/Kappa-F+KDK302-B		Avery Geberit inwall wall hung toilet suite Pan: Gloss Black Box Rim Wall Hung Pan with standard seat (SC803-B) IN WALL Cistern: Sigma8-F/Kappa-F	\$1,553.00	\$1,411.82
Geberit8-F+KDK303		Qubist Geberit inwall wall hung toilet suite Pan: Gloss White Rim Wall Hung Pan KDK303 with standard seat (SC802) IN WALL Cistern: Sigma8F	\$1,353.00	\$1,230.00

## Geberit

Code	Picture	Description	RRP (In-GST)	RRP (Ex-GST)
Geberit8-F+KDK303B		Qubist Geberit inwall wall hung toilet suite Pan: Gloss Black Box Rim Wall Hung Pan KDK303B with BLACK seat (SC802-B) IN WALL Cistern: Sigma8F	\$1,553.00	\$1,411.82
Geberit8-F+KDK302R		Avis Geberit inwall wall hung toilet suite Pan: Gloss White Rimless Wall Hung Pan KDK302R with slim seat (SC1064-5.5) IN WALL Cistern: Sigma8-F/Kappa-F	\$1,463.00	\$1,330.00
Geberit8-F+KDK302R-MW		Avis Geberit inwall wall hung toilet suite Pan: Matte White Rimless Wall Hung Pan KDK302R-MW with standard seat (SC1064MW-5.5) IN WALL Cistern: Sigma8-F/Kappa-F	\$1,738.00	\$1,580.00
Geberit8-F+KDK302R-MB		Avis Geberit inwall wall hung toilet suite Pan: Matte Black Rimless Wall Hung Pan KDK302R-MB with standard seat (SC1064MB-5.5) IN WALL Cistern: Sigma8-F/Kappa-F	\$1,738.00	\$1,580.00
Geberit8-F+KDK305R		Veda Geberit inwall wall hung toilet suite Pan: Gloss White Rimless Wall Hung Pan KDK305R with SLIM seat (SC805) IN WALL Cistern: Sigma8-F/Kappa-F	\$1,463.00	\$1,330.00
Sigma8		Frameless In-wall Cistern for wall faced floor pan 109.795.00.1	\$570.00	\$518.18
Sigma8-F		Frame In-wall Cistern for wall hung pan 111.698.00.1	\$1,023.00	\$930.00










**Geberit**

Code	Picture	Description	RRP (In-GST)	RRP (Ex-GST)
Kappa		Frameless In-wall Cistern for wall faced floor pan 110.208.00.1	\$570.00	\$518.18
Kappa-F		Frame In-wall Cistern for wall hung pan 111.263.00.1	\$1,023.00	\$930.00
Kappa-MidLevel		Frameless In-wall Cistern for wall faced floor pan Fill the gap between Sigma and low-level kappa cisterns 224.368.00.1	\$690.00	\$627.27
116.045.11.1		Geberit Sigma Round Remote with Raised Buttons (ABS) Care Button White AS 1428.1 compliant	\$224.00	\$203.64
Kappa21KH		ABS Chrome plate with matt trim Chrome/matt/chrome 115.240.KH.1	\$275.00	\$250.00
Kappa21KJ		ABS White plate with chrome trim White/chrome/white 115.240.KJ.1	\$230.00	\$209.09
Kappa21KM		ABS Black plate with chrome trim Black/chrome/black 115.240.KM.1	\$275.00	\$250.00
Kappa21KN		ABS Chrome plate with matt trim Matte with Chrome Trim 115.240.KN.1	\$275.00	\$250.00
Kappa21KK		ABS White plate with gold trim 115.240.KK.1	\$305.00	\$277.27








**Geberit**

Code	Picture	Description	RRP (In-GST)	RRP (Ex-GST)
Sigma20KK		ABS White plate with <b>Gold</b> Trim 115.882.KK.1	\$375.00	\$340.91
Sigma20SN		Brushed Stainless Stele with Chrome Trim 115.882.SN.1	\$515.00	\$468.18
Sigma20KH		ABS chrome/matt/ chrome Round Push Button 115.882.KH.1	\$268.00	\$243.64
Sigma20KJ		ABS White /chrome/white 115.882.KJ.1	\$301.00	\$273.64
Sigma20KM		ABS Black/ chrome / black push button 115.882.KM.1	\$224.00	\$203.64
Sigma20JQ		Fingerprint resistant Matte Chrome, Chrome trim 115.882.JQ.1	\$268.00	\$243.64
Sigma20MBM		Fingerprint resistant Matte Black, Black trim 115.882.16.1	\$224.00	\$203.64
Sigma20GW		Gloss white with matte white accent 115.882.11.1	\$268.00	\$243.64
Sigma20MW		Fingerprint resistant Matte White, white chrim 115.882.01.1	\$268.00	\$243.64








**Geberit**

Code	Picture	Description	RRP (In-GST)	RRP (Ex-GST)
Sigma21MB		Surfaces made of glass Matte Black, Chrome Trim 115.884.00.1	\$756.00	\$687.27
Sigma21JM		Surfaces made of glass Slate, Chrome Trim 115.884.JM.1	\$672.00	\$610.91
Sigma21SJ		Surfaces made of glass Black with chrome trim 115.884.SJ.1	\$560.00	\$509.09
Sigma30KH		ABS Square push plate Chrome/stain/chrome 115.883.KH.1	\$268.00	\$243.64
Sigma30KJ		ABS Square push plate White/chrome/white 115.883.KJ.1	\$224.00	\$203.64
Sigma30KK		ABS White plate with Gold Trim 115.883.KK.1	\$224.00	\$203.64
Sigma30KM		ABS Black/chrome/black 115.883.KM.1	\$198.00	\$180.00
Sigma30JQ		Fingerprint resistant, matte finish, chrome trim 115.883.JQ.1	\$224.00	\$203.64
Sigma30MBM		Fingerprint resistant, matte Black, Black trim 115.883.16.1	\$224.00	\$203.64









**Geberit**

Code	Picture	Description	RRP (In-GST)	RRP (Ex-GST)
Sigma30MW		Fingerprint-resistant matt white plate & buttons with white trim 115.883.01.1	\$224.00	\$203.64
Sigma30JT		Fingerprint-resistant matt white plate & buttons with chrome trim 115.883.JT.1	\$224.00	\$203.64
Sigma50KJ		White glass place with brushed metal button 115.788.11.2	\$572.00	\$520.00
Sigma50DW		Black glass place with brushed metal button 115.788.DW.2	\$572.00	\$520.00
Sigma50SD		Smoke reflective glass plate with brushed metal button 115.788.SD.2	\$714.00	\$649.09
Sigma60GH		Brushed chrome, chrome trim 115.640.GH.1	\$753.00	\$684.55
Sigma60SJ		Black, chrome trim 115.640.SJ.1	\$753.00	\$684.55

**Care Accessories**

Code	Picture	Description	RRP GST Free
Care-GR300		300mm Stainless Steel 32mm Grab Rail	\$45.00
Care-GR450		450mm Stainless Steel 32mm Grab Rail	\$48.00
Care-GR600		600mm Stainless Steel 32mm Grab Rail	\$58.00
Care-GR900		900mm Stainless Steel 32mm Grab Rail	\$75.00
Care-GR4545			32mm Grab Rail 90 degree 450*450mm
Care-GR8770L		Toilet Grab Rail Left Hand Stainless Steel 870*700mm	\$135.00
Care-GR8770R		Toilet Grab Rail Right Hand Stainless Steel 870*700mm	\$135.00
Care-GR9560L		MAP-1015 32mm Grab Rail 90 degrees Left Hand 950*600mm	\$135.00
Care-GR9560R		MAP-1016 32mm Grab Rail 90 degrees Right Hand 950*600mm	\$135.00
Care-M-GR300		MAP-1011-12 (300mm) 32mm Grab Rail	\$59.00
Care-M-GR600		MAP-1011-24 (600mm) 32mm Grab Rail	\$69.00
Care-M-GR750		MAP-1011-30 750mm Stainless Steel	\$80.00
Care-M-GR900		MAP-1011-36 (900mm) 32mm Grab Rail	\$90.00
Care-GR400		832H-001-16 400mm Stainless Steel	\$110.00
Care-M-GR450		832H-001-18 450mm Stainless Steel	\$120.00

**Care Accessories**

Code	Picture	Description	RRP GST Free
Care-GR500		832H-001-20 500mm Stainless Steel	\$138.00
Care-GR800		832H-001-32 800mm Stainless Steel	\$155.00
Care-GR1000		832H-001-40 1000mm Stainless Steel	\$169.00
Care-M-GR1200		832H-001-48 1200mm Stainless Steel	\$178.00
Care-GR1500		832H-001-60 1500mm Stainless Steel	\$305.00
Care-M-GR8770L		Toilet Grab Rail Left Hand Stainless Steel 832H-1026 870*700mm	\$245.00
Care-M-GR8770R		Toilet Grab Rail Right Hand Stainless Steel 832H-1027 870*700mm	\$245.00
Care-M-GR4545		MAP-1014 32mm Grab Rail 90 degree 450*450mm	\$148.00
Care-M-GR9560L		MAP-1015 32mm Grab Rail 90 degrees Left Hand 950*600mm	\$185.00
Care-M-GR9560R		MAP-1016 32mm Grab Rail 90 degrees Right Hand 950*600mm	\$185.00
Care-MAP-1044		304 stainless steel square tubing legs fit to foolr in satin finish, 12mm thick 100% waterproof HDPE white seat.	\$755.00
Care-MAP-1017		Stainless Steel Tubing, Surface Mounted, White laminate seat bonded to a phenolic core, Self locking mechanism, AS1428 disabled compliant, Overall Dimensions 970mm W x 357mm D 9562-40	\$910.00
Care-GR6611L		MAP-1025-LH Left Hand Grab Rail 32mm Shower Grab Rail - LH 660mm x 1100mm	\$245.00





**Care Accessories**

Code	Picture	Description	RRP GST Free
Care-GR6611R		MAP-1025-RH Right Hand Grab Rail 32mm Shower Grab Rail - RH 660mm x 1100mm	\$245.00
Care-GR6611C		832-1432 Centre Grab Rail 32mm Shower Grab Rail - 660mm x 1100mm	\$245.00
MAP-1032		Drop Down Grab Rail MAP-1032	\$345.00
MAP-1031		Grab Rail with Toilet Roll Holder MAP-1031	\$415.00
Care-SH01806C		Hand Held Shower Kit-Chrome suit 32mm grab rails. Items including:Hand held Shower + 1500mm hose + Elbow, attachment (822-5400GRC)	\$378.00
Care-5400GRC		822-5400GRC Attachments to suit 32mm Grab Rail - Shower Holder	\$99.00
MAP-1019		Baby change table vertical	\$830.00
Care-MAP-1009		MAP-1009 Stainless Shower Shelf	\$129.00

**Commerical Accessories**

Code	Picture	Description	RRP (In-GST)	RRP (Ex-GST)
Map1002		Bright Double Toilet Tissue Dispense 5126	\$257.40	\$234.00
5106		Chrome Toilet Tissue Dispense	\$159.00	\$144.55
5054		Chrome Toilet Tissue Dispense	\$73.00	\$66.36
MAP-1003		MAP-1003 Paper Towel Holder	\$240.00	\$218.18
MAP-1005		MAP-1005 Paper Holder	\$192.00	\$174.55
MAP-1007		Horizontal Stainless soap dispenser 202mmW x 122mmH x 72mmD with valve Projection to 96mm	\$178.00	\$161.82
MAP-1008		Vertical Stainless soap dispenser - 122mmW x 202mmH x 72mmD with valve Projection to 96mm	\$178.00	\$161.82
MAP-1006		MAP-1006 Soap Dispenser	\$81.00	\$73.64

**Commerical Accessories**

Code	Picture	Description	RRP (In-GST)	RRP (Ex-GST)
782-1840		FRAMED GLASS MIRROR AS Compliant 450mm W x 1000mm H	\$770.00	\$700.00
782-2440		FRAMED GLASS MIRROR AS Compliant 600mm W x 1000mm H	\$836.00	\$760.00
MAP-1010		6mm surface mounted oat glass size: 500mmW x 1000mm H	\$506.00	\$460.00

**Seat Cover**

Code	Picture	Description	RRP (In-GST)	RRP (Ex-GST)
SC403		Seat Cover 032 Seat cover Fixing Screw Code: K403	\$99	\$90.00
SC802		Seat Cover 003, 103, and 303 Seat cover Fixing Screw Code: K05	\$99.00	\$90.00
SC802B		Seat Cover 003B, 103B, and 303B Gloss Black Seat cover Fixing Screw Code: K05 Hinge cover code: K05C-MB	\$176.00	\$160.00
SC803		Seat Cover for KDK002, 005, 008, 026, 027, 102, 102R, 102S, 107T, 107R, 302R Seat cover Fixing Screw Code: K05	\$99.00	\$90.00
SC803-MW		Seat for 102R-MW, 302R-MW Seat cover Fixing Screw Code: K05 Hinge cover code: K05C-MW	\$218.00	\$198.18
SC803-MB		Seat for 102R-MB, 302R-MB Matte Black Seat cover Fixing Screw Code: K05 Hinge cover code: K05C-MB	\$218.00	\$198.18
SC803B		Seat Cover for 002-B, 008-B, 102-B Gloss Black Seat cover Fixing Screw Code: K05 Hinge cover code: K05C-MB	\$176.00	\$160.00
SC804		Seat Cover for 018, 023, 025, 022, 022R, 600, 102R, 105, 105T, 302R Seat cover Fixing Screw Code: K05	\$99.00	\$90.00
SC804B		Seat Cover for 025-B, 302-B Gloss Black Seat cover Fixing Screw Code: K05 Hinge cover code: K05C-MB	\$176.00	\$160.00

**Seat Cover**

Code	Picture	Description	RRP (In-GST)	RRP (Ex-GST)
SC804MW		Seat Cover for 022R-MW Matte White Seat cover Fixing Screw Code: K05 Hinge cover code: K05C-MW	\$218.00	\$198.18
SC804MB		Seat Cover for 022R-MB, 025-MB Matte Black Seat cover Fixing Screw Code: K05 Hinge cover code: K05C-MB	\$218.00	\$198.18
SC1064		Seat Cover for KDK002/005/008/014/102/021/026 /027/102R/102HR/107R/107T/305R Seat cover Fixing Screw Code: K064 (water drop shape)	\$121.00	\$110.00
SC1064MW		Seat Cover for KDK102R-MW/302-MW Seat cover Fixing Screw Code: K064 Hinge cover code: K64C-MW (water drop shape)	\$218.00	\$198.18
SC1064MB		Seat Cover for KDK102R-MB/302RMB Seat cover Fixing Screw Code: K064 Hinge cover code: K64C-MB (water drop shape)	\$218.00	\$198.18
SC1064-5.5		Seat Cover for KDK022/022R/302R/600 Seat cover Fixing Screw Code: K064-5.5	\$121.00	\$110.00
SC1064MW-5.5		Seat Cover for KDK022R-MW Seat cover Fixing Screw Code: K064-5.5 Hinge cover code: K64C-MW-5.5	\$218.00	\$198.18
SC1064MB-5.5		Seat Cover for KDK022R-MB Seat cover Fixing Screw Code: K064-5.5 Hinge cover code: K64C-MB-5.5	\$218.00	\$198.18

**Seat Cover**

Code	Picture	Description	RRP (In-GST)	RRP (Ex-GST)
SC074		Seat Cover for KDK022/022R/026/008/107R/018/027R/102/102R/302R/600 Seat cover Fixing Screw Code: K074	\$121.00	\$110.00
SC805		Seat Cover for KDK022, 022R, 025, 023, 105T Seat cover Fixing Screw Code: K805	\$121.00	\$110.00
SC010		Seat Cover for 016 Seat cover Fixing Screw Code: K04	\$66.00	\$60.00
SC392		Seat Cover for 009 Seat cover Fixing Screw Code: K392	\$66.00	\$60.00
SC011		Seat Cover for 006 Seat cover Fixing Screw Code: K392	\$66.00	\$60.00
SC020		Seat Cover for 013 Seat cover Fixing Screw Code: K04	\$66.00	\$60.00
SC811		Seat Cover for 600J	\$255.00	\$231.82
K04		Fixing Screw: SC130, SC129	\$22.00	\$20.00
K05		Fixing Screw: SC802, SC803, SC804	\$22.00	\$20.00
K392		Fixing Screw for SC392	\$22.00	\$20.00
K811		SC811 fixing screw	\$44.00	\$40.00

**Seat Cover**

Code	Picture	Description	RRP (In-GST)	RRP (Ex-GST)
K074		Fixing Screw for SC074	\$22.00	\$20.00
K805		Fixing Screw for SC805	\$22.00	\$20.00
K05C		Chrome hinge cover in pair Seat Cover SC802/803/804	\$11.00	\$10.00
K05C-MB		Matte Black hinge cover in pair Seat Cover SC802/803/804	\$22.00	\$20.00
K05C-MW		Matte White hinge cover in pair Seat Cover SC802/803/804	\$22.00	\$20.00
K05C-BN		Brushed Nickel hinge cover in pair Seat Cover SC802/803/804	\$22.00	\$20.00
K05C-GM		Gun Metal hinge cover in pair Seat Cover SC802/803/804	\$22.00	\$20.00
K05C-BG		Brushed GOLD hinge cover in pair Seat Cover SC802/803/804	\$22.00	\$20.00
K064-5.5C-MB		Matte Black hinge cover in pair Seat Cover SC1064-5.5	\$22.00	\$20.00
K064-5.5C-MW		Matte White hinge cover in pair Seat Cover SC1064-5.5	\$22.00	\$20.00

## Seat Cover



Code	Picture	Description	RRP (In-GST)	RRP (Ex-GST)
K064-5.5C-BN		Brushed Nickel hinge cover in pair Seat Cover SC1064-5.5	\$22.00	\$20.00
K064-5.5C-GM		Gun Metal hinge cover in pair Seat Cover SC1064-5.5	\$22.00	\$20.00
K064-5.5C-BG		Brushed GOLD hinge cover in pair Seat Cover SC1064-5.5	\$22.00	\$20.00
KC064C		Chrome hinge cover in pair Seat Cover SC1064/SC1063	\$11.00	\$10.00
K064C-MB		Matte Black hinge cover in pair Seat Cover SC1064	\$22.00	\$20.00
K064C-MW		Matte White hinge cover in pair Seat Cover SC1064	\$22.00	\$20.00
K064C-BN		Brushed Nickel hinge cover in pair Seat Cover SC1064	\$22.00	\$20.00
K064C-GM		Gun Metal hinge cover in pair Seat Cover SC1064	\$22.00	\$20.00
K064C-BG		Brushed GOLD hinge cover in pair Seat Cover SC1064	\$22.00	\$20.00
K805CMB		Matte Black hinge cover in pair Seat Cover SC805	\$22.00	\$20.00
K805CMW		Matte White hinge cover in pair Seat Cover SC806	\$22.00	\$20.00



**Parts**

Code	Picture	Description	RRP (In-GST)	RRP (Ex-GST)
PB-R		Round Press Button	\$22	\$20.00
PB-RB		Round Press Button Gloss Black	\$33	\$30.00
PB-RMB		Round Press Button Matte Black	\$40	\$36.36
PB-RMW		Round Press Button Matte White	\$40	\$36.36
PB-RBG		Round Press Button Brush Yellow Gold	\$40	\$36.36
PB-RYG		Round Press Button Brush Light Yellow Gold	\$40	\$36.36
PB-RBN		Round Press Button Brush Nickel	\$40	\$36.36
PB-RGM		Round Press Button Gum Metal	\$40	\$36.36
PB-S		Square Press Button	\$22	\$20.00
PB-SB		Square Press Button Gloss Black	\$33	\$30.00










**Parts**

Code	Picture	Description	RRP (In-GST)	RRP (Ex-GST)
PB-SMB		Square Press Button Matt Black	\$40	\$36.36
PB-SBG		Square Press Button Brush Yellow Gold	\$40	\$36.36
PB-SYG		Square Press Button Brush Light Yellow Gold	\$40	\$36.36
PB-SBN		Square Press Button Brush Nickel	\$40	\$36.36
PB-SGM		Square Press Button Gum Metal	\$40	\$36.36
PB-SMW		Square Press Button Matt White	\$40	\$36.36
RT006		Cistern Button Rod	\$5	\$4.55
JT43		JT43 Trap	\$88	\$80.00
Trap-60		S Trap	\$66	\$60.00
Trap-100		S Trap	\$66	\$60.00
K212		P-Trap	\$55	\$50.00

**Parts**

Code	Picture	Description	RRP (In-GST)	RRP (Ex-GST)
RT001		Outlet Valve	\$42	\$38.18
RT002		Bottom Inlet Valve	\$42	\$38.18
RT003		Back Inlet Valve	\$55	\$50.00
RT004		Back Inlet Hose	\$18	\$16.36
RT005		Inlet Valve Hook	\$8	\$7.27
GB001		Geberit Outlet Valve	\$66	\$60.00
GB002		Geberit top Inlet Valve (Hose not included)	\$66	\$60.00
GB003		Geberit Bottom Inlet Valve	\$66	\$60.00
K01		Wall-Hung Toilet Fixing Screw	\$22	\$20.00
K02		Cistern Fixing Screw	\$22	\$20.00
K04		Fixing Screw: SC130, SC129	\$22	\$20.00
K05		Fixing Screw: SC802, SC803, SC804	\$22	\$20.00
K392		Fixing Screw for SC392	\$22	\$20.00

**Parts**

Code	Picture	Description	RRP (In-GST)	RRP (Ex-GST)
K08		Nut for Universal Inlet	\$10	\$9.09
K09		Screw for wall hung basin	\$16	\$14.55
K10		Cistern Stop Plug	\$10	\$9.09
K11		Cistern Seal	\$16	\$14.55
K06		Wall-hung Cistern Screw for CL024	\$16	\$14.55
K07		Flush Pipe for CL024	\$66	\$60.00
K12		Bungs for Pan Holes	\$16	\$14.55
A1420		Inlet Valve for G30032/G30031	\$42	\$38.18
A2604		Outlet Valve for G30032/G30031	\$55	\$50.00

**Parts**

Code	Picture	Description	RRP (In-GST)	RRP (Ex-GST)
K13		In-wall Cistern Plastic Screw	\$16	\$14.55
K14		In-wall Cistern Inlet Pipe for G30031/G0032	\$22	\$20.00
K15		In-wall Cistern Thread Fixture for G30031	\$25	\$22.73
K16		In-wall Cistern Plastic Fixing Screws	\$33	\$30.00
K17		In-wall Cistern Elbow	\$22	\$20.00
K18		In-wall Cistern Inlet Pipe	\$22	\$20.00
K19		In-wall Cistern Elbow Connector	\$22	\$20.00
K20		In-wall Cistern Inlet Pipe Key Seal	\$22	\$20.00
K21		Frame In-wall Cistern Outlet Trap	\$55	\$50.00